

**FOR LEASE**

# 1901

## MAYVIEW ROAD

BRIDGEVILLE, PA 15017



**UNIT 9**

# 19,800 SF<sub>±</sub>

INDUSTRIAL SPACE

**CBRE**



## UNIT 9

# PROPERTY HIGHLIGHTS



TOTAL BUILDING SIZE:  
**34,200 SF±**



SPACE AVAILABLE:  
**19,800 SF±**



DRIVE-IN DOORS:  
**1**  
**(14'h X 12'w±)**



CLEAR HEIGHT:  
**16' 3" at Eaves±**



ZONING:  
**(IP) INDUSTRIAL  
PARK DISTRICT**



OFFICE AREA:  
**576 SF± (12' x 48'±)**

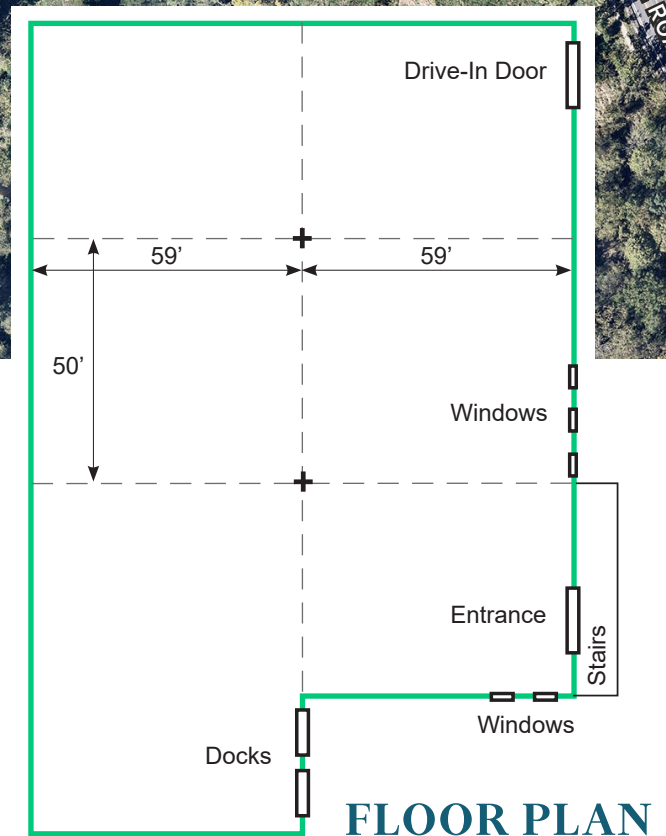
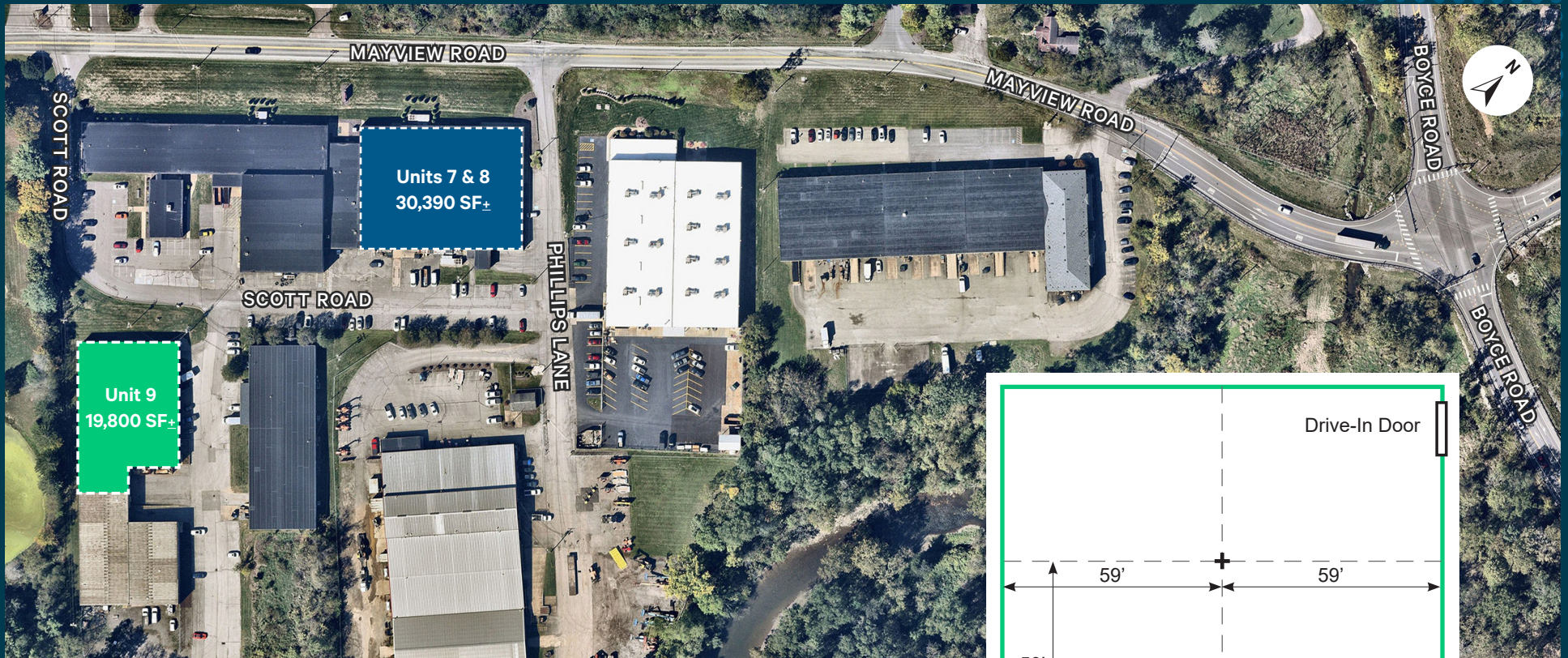


DOCK DOORS:  
**2**

**DOCK 1 : 10'3" h x 8' w±    DOCK 2: 8'1" h x 8' w±**



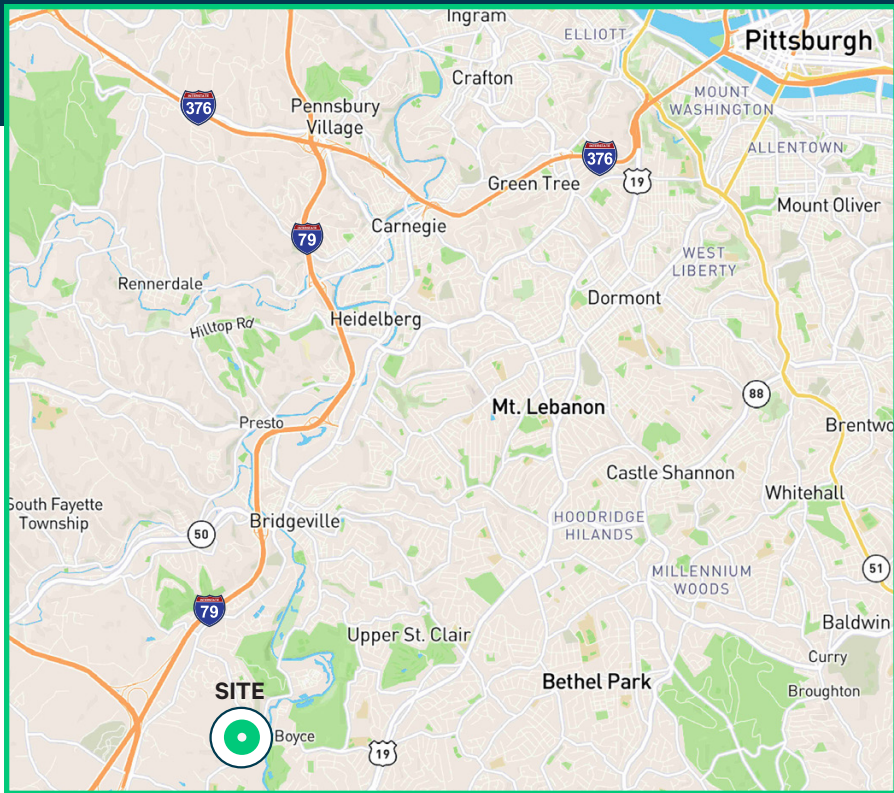




## FLOOR PLAN

Drawing not to exact scale. This information has been obtained from sources believed reliable, but has not been verified for accuracy or completeness.

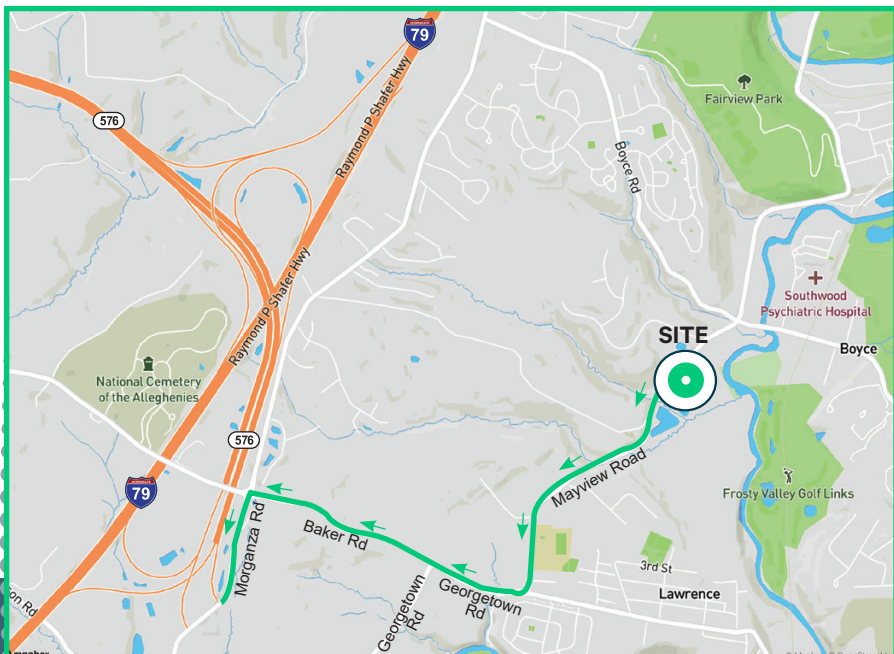




## LOCATION

- 3.4 miles to Bridgeville
- 3.8 miles to I-79 @ Rt. 50
- 3.5 miles to I-79 Southpointe Exit
- 16 miles to downtown Pittsburgh
- 22 miles to the Pittsburgh International Airport

*Drive time and distance are approximate.*







## CONTACT US

### **KIM CLACKSON**

Executive Vice President

+1 412 471 3018

[kim.clackson@cbre.com](mailto:kim.clackson@cbre.com)

### **MATT CLACKSON**

Senior Vice President

+1 412 471 4069

[matt.clackson@cbre.com](mailto:matt.clackson@cbre.com)

### **JOSH SINGER**

Associate

+1 412 496 7255

[josh.singer@cbre.com](mailto:josh.singer@cbre.com)

© 2025 CBRE, Inc. All rights reserved. This information has been obtained from sources believed reliable, but has not been verified for accuracy or completeness. You should conduct a careful, independent investigation of the property and verify all information. Any reliance on this information is solely at your own risk. CBRE and the CBRE logo are service marks of CBRE, Inc. All other marks displayed on this document are the property of their respective owners, and the use of such logos does not imply any affiliation with or endorsement of CBRE.